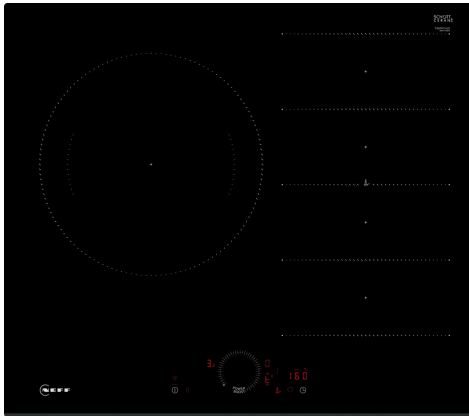


N 70, FLEX INDUCTION COOKTOP, 60 CM, SURFACE
MOUNT WITHOUT FRAME
T66FHC4L0



Flex Induction hob with Twist Touch® control.

- ✓ Twist Touch® - Control your hob with a twist of your finger.
- ✓ Intuitive Flex Zones: Your hob detects size, shape and position of your individual cookware.
- ✓ Home Connect - Monitor your cooktop via the App.
- ✓ Frying Sensor Plus: Monitor the desired temperature and prevent burning.
- ✓ Favourite Button - Save and manage the settings of your choice.

Z1365WX0	Wireless food thermometer
Z9401FF0	Flex Pan, large
Z9401TY0	Teppan Yaki
Z9403FF0	Flex Pan set, 3 pcs.
Z9404FF0	Flex Pan set, 4 pcs.
Z9406SE0	6 pieces Set
Z9416X2	Griddle Plate
Z9428FE0	Iron pan Ø 18 / 28 cm
Z943SE0	Set of 2 pots and 1 pan

Product name/family: Cooking zone ceramic
 Built-in / Free-standing: Built-in
 Energy input: Electric
 Total number of positions that can be used at the same time: 3
 Required niche size for installation (HxWxD): 51 x 560-560 x 490-500 mm
 Width of the appliance: 592 mm
 Dimensions (HxWxD): 51x592x522 mm
 Dimensions of the packed product (HxWxD): 126x753x608 mm
 Net weight: 11.5 kg
 Gross weight: 13.3 kg
 Residual heat indicator: separate
 Location of control panel: Front
 Basic surface material: Ceramic
 Color of surface: Black
 Length electrical supply cord: 110 cm
 EAN code: 4242004273134
 Voltage: 220-240 V
 Frequency: 50; 60 Hz



N 70, FLEX INDUCTION COOKTOP, 60 CM, SURFACE MOUNT WITHOUT FRAME T66FHC4L0

- 60 cm cooktop: space for 3 pots or pans

Flexibility of cooking zones

- Flex Zone: use cookware of any shape or size anywhere within the 40cm long zone.
- Cooking zone rear left: 280 mm, 3 KW (max. power 3.7 KW)
- Cooking zone rear right: 190 mm, 210 mm, 2.2 KW (max power 3.7 KW)
- Cooking zone front right: 190 mm, 210 mm, 2.2 KW (max. power 3.7 KW)

Comfort & Convenience

- Twist Touch®: directly control the power with the imprinted touch ring.
- Favourite Button: directly access favourite functions with a configurable button (available with connected Home Connect account).
- 17 power levels for each cooking zone: precisely adapt the heat with 17 power levels (9 main levels and 8 intermediate levels).
- Keep warm, selectable via Favourite button/Home Connect App (for appliances connected to Home Connect account): keep dishes warm at preset low power level.
- Switch-off timer: switches off the cooking zone at the end of the time set (e.g. for boiled eggs).
- Count-down-timer (can be chosen instead of switch-off timer): an alarm sounds at the end of the time set (e.g. for pasta).
- Sound volume adaptable to personal preference and needs.

Time saving & efficiency

- Power Boost function for all cooking zones: boil water faster with up to 50% more power than at the highest standard level.
- Pan boost, selectable via Favourite button/Home Connect App (for appliances connected to Home Connect account): heat up pans more quickly than at the highest standard level while protecting the pan coating.
- Cooking zones will automatically join and separate based on the shape and size of the cookware placed.
- PowerTransfer: when moving a pot to a different cooking zone, transfer all previous settings to the new zone at the touch of a button.
- Automatic zone selection: when switched on, the cooktop automatically selects the cooking zone on which a new cookware is placed.
- When moving a pot on the Flex zone, the settings adjust instantly and the cooking zone adapts to the size of the cookware
- Quick Start: Quick and automatic first pot detection: when switching on, the cooktop automatically selects the cooking zone with cookware on it.
- ReStart function: in case of unintentional switch-off, restore all previous settings by switching on the cooktop again within 4 seconds.

Cooking assistance

- Frying Sensor Plus sensor: choose from 11 predefined temperatures in a range from 70°C up to 220°C: prevents scorching with the automatic temperature regulation of the integrated sensor.

- Cooktop Cooking Assistant (only via Home Connect App): easily find the right temperature setting for a certain dish via the Home Connect app.

Connectivity

- Remote Monitoring and Control: check if the cooktop is switched off even when not at home, and find recipes or additional functions in the Home Connect app.
- Cooktop-based rangehood control (with matching rangehood): automatically activates the rangehood when cooking, thanks to the WiFi connection of cooktop and suitable rangehood.
- Smart Rangehood Automatic: rangehood automatically adapts fan speed thanks to cooktop continuously providing cooking data (with matching rangehood and connected Home Connect account).
- Smart home trigger, via Favourite button (available with connected Home Connect account): open up the smart universe from your cooktop (partner service required).
- Updateable appliance (available with connected Home Connect account): easily keep your appliance up to date with the latest software.

Design

- Bevelled front edge

Safety

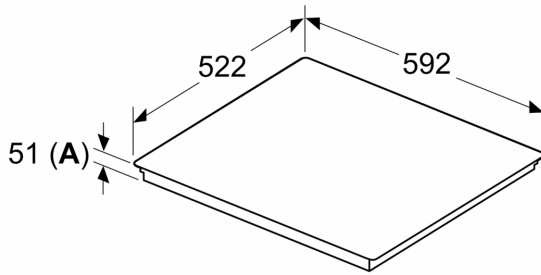
- Residual heat indicator (digital 2 stage: H/h): indicates which cooking zones are still hot or warm.
- Child safety lock: prevent unintended activation of the cooktop.
- Pause function: pause the heating process (e.g to answer the door).
- Main switch: switch off all cooking zones at the touch of a button.
- Automatic safety switch-off: for safety reasons, heating stops after a preset time without interaction.

Installation

- Dimensions of the product (HxWxD mm): 51 x 592 x 522
- Required niche size for installation (HxWxD mm) : 51 x 560 x (490 - 500)
- Min. worktop thickness: 16 mm
- Connected load: 7.4 KW
- powerManagement Function: enables the total power of the cooktop to be limited if necessary (for suitability and installation, consult a licensed electrician).

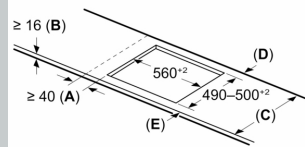
N 70, FLEX INDUCTION COOKTOP, 60 CM, SURFACE
MOUNT WITHOUT FRAME
T66FHC4L0

Measurements in mm



A: Recessed depth

Measurements in mm



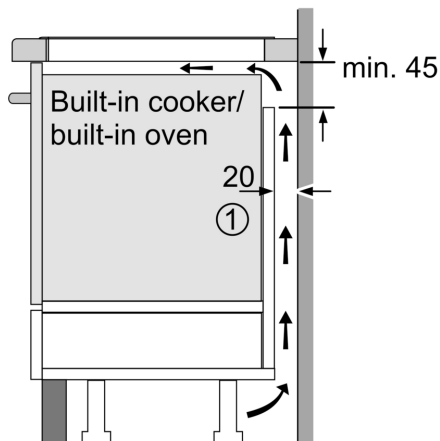
A: Min. distance from the hob cut-out to the wall

B: The clearance between the surface of the worktop and the top of the front of the oven must be 30 mm

See space requirements for the oven

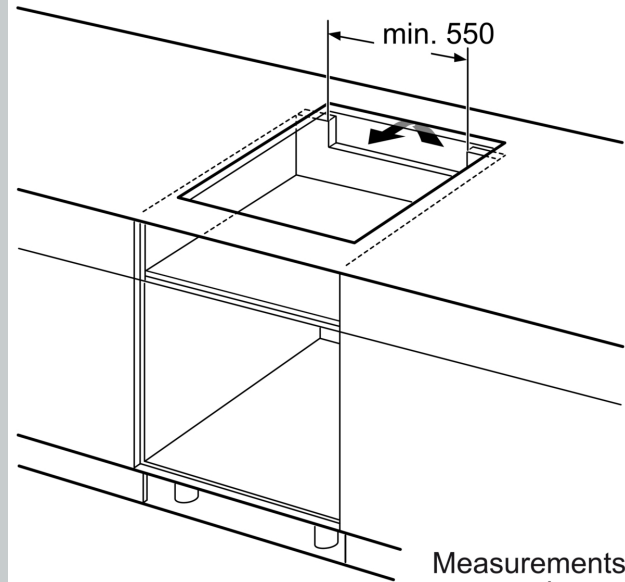
The worktop into which the hob is installed must withstand loads of approx. 60 kg; suitable substructures must be used if required

C	D	E
585-600	50	≥ 35
> 600	≥ 50	≥ 50

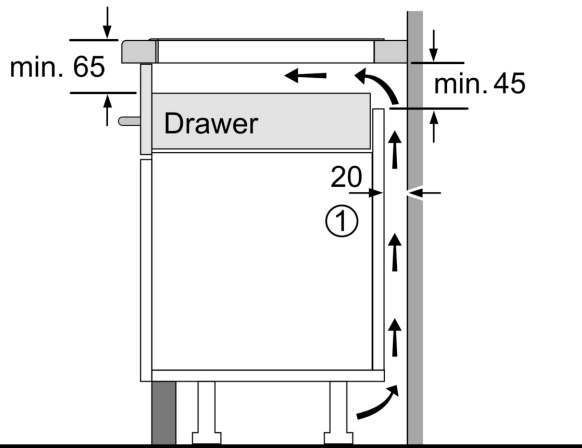


①
Ventilation gap must
be present

All measurements in mm



Measurements
in mm



①
Ventilation gap must
be present.

Measurements in mm