


Series 4, Induction cooktop, 60 cm, Black, PUJ611BB5H



HEZ32WA00	Wireless food thermometer
HEZ390090	Wok Set consisting of 3 Items
HEZ9ES100	Espresso maker 4 cups
HEZ9FE280	Iron pan Ø 18 / 28 cm
HEZ9SE030	Set of 2 pots and 1 pan
HEZ9SE040	4 pieces Set
HEZ9SE060	6 pieces Set

The induction cooktop: cook fast, clean and safely while using very little energy.

- **Induction Technology:** saves in average 20% energy compared to radiant technology.
- **Touch Select:** selection of the desired cooking zone and easy setting of the desired power level.
- **28 cm cooking zone:** for small and large pots and pans.
- **Power Boost:** up to 35% faster heating compared to highest power level.
- **Quick Start:** start straight away and select the desired cooking level.

Product name/family: Cooking zone ceramic
 Built-in / Free-standing: Built-in
 Energy input: Electric
 Total number of positions that can be used at the same time: 3
 Required niche size for installation (HxWxD): 51 x 560-560 x 490-500 mm
 Width of the appliance: 592 mm
 Dimensions (HxWxD): 51x592x522 mm
 Dimensions of the packed product (HxWxD): 126 x 753 x 603 mm
 Net weight: 9.1 kg
 Gross weight: 11.5 kg
 Residual heat indicator: separate
 Location of control panel: Front
 Basic surface material: Ceramic glass
 Color of surface: Black
 Length electrical supply cord: 110.0 cm
 EAN code: 4242005526543
 Voltage: 220-240 V
 Frequency: 50; 60 Hz



Series 4, Induction cooktop, 60 cm, Black, PUJ611BB5H

**The induction cooktop: cook fast, clean
and safely while using very little energy.**

- 60 cm Cooktop Induction: space for 3 pots or pans. 60 cm: space for 3 pots

Flexibility of cooking zones

- Cooking zone rear left: 280 mm, 2.6 KW (max. power 3.7 KW)
- Cooking zone rear right: 145 mm , 1.4 KW (max power 2.2 KW)
- Cooking zone front right: 210 mm, 2.2 KW (max. power 3.7 KW)

Usage convenience

- Electronic TouchSelect +/- controls: control the power with imprinted +/- touch buttons.
- 17 power levels for each cooking zone: precisely adapt the heat with 17 power levels (9 main levels and 8 intermediate levels).
- Switch-off timer: switches off the cooking zone at the end of the time set (e.g. for boiled eggs).
- Count-down timer: an alarm sounds at the end of the time set (e.g. for pasta).

Time saving & efficiency

- Power Boost for all zones : boil water faster with up to 50% more power than at the highest standard level.
- QuickStart: Quick and automatic first pot detection: when switching on, the cooktop automatically selects the cooking zone with cookware on it.
- ReStart - Quickly reinstates previous settings: in case of unintentional switch-off, restore all previous settings by switching on the cooktop again within 4 seconds.
- Quick Stop: quickly switch off a cooking zone with one longer touch.

Design

- Frameless

Safety

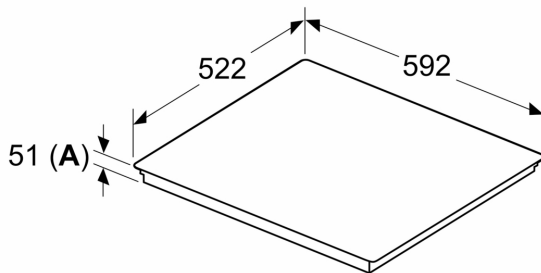
- Digital 2-stage residual heat indicator: indicates which cooking zones are still hot or warm.
- Childproof lock: prevent unintended activation of the cooktop.
- Main switch: switch off all cooking zones at the touch of a button.
- Automatic safety switch-off: for safety reasons, heating stops after a preset time without interaction.

Installation

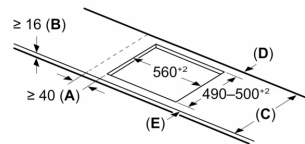
- Dimensions of the product (HxWxD mm): 51 x 592 x 522
- Required niche size for installation (HxWxD mm) : 51 x 560 x (490 - 500)
- Min. worktop thickness: 16 mm
- Connected load: 4.6 KW
- Power cord: 1.1 m, connected directly

**Series 4, Induction cooktop, 60 cm,
Black,
PUJ611BB5H**

Measurements in mm



Measurements in mm



A: Min. distance from the hob cut-out to the wall

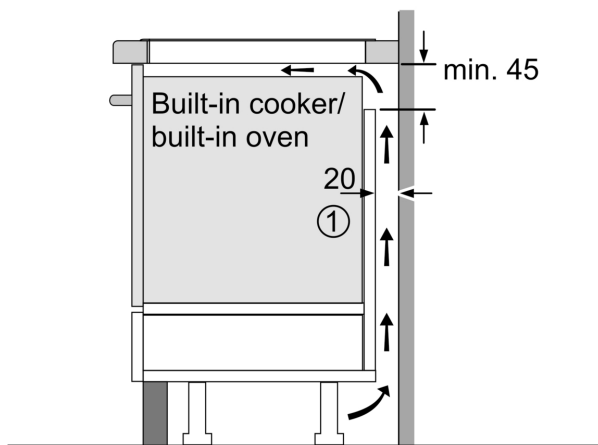
B: The clearance between the surface of the worktop and the top of the front of the oven must be 30 mm

See space requirements for the oven

The worktop into which the hob is installed must withstand loads of approx. 60 kg; suitable substructures must be used if required

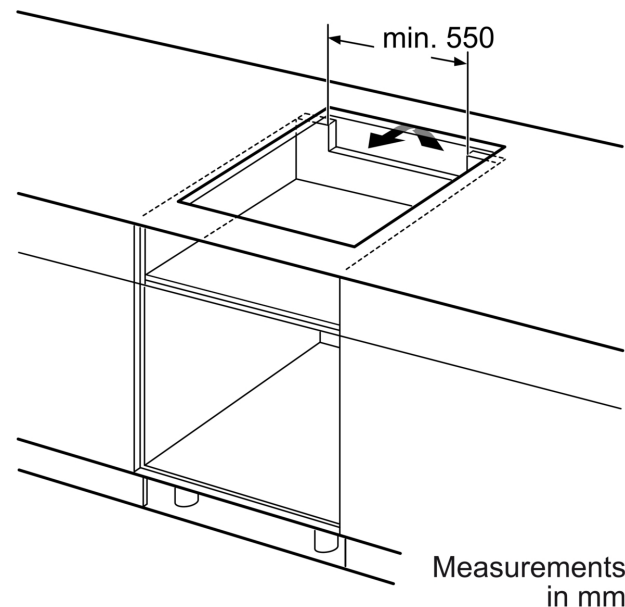
C	D	E
585-600	50	≥ 35
> 600	≥ 50	≥ 50

A: Recessed depth

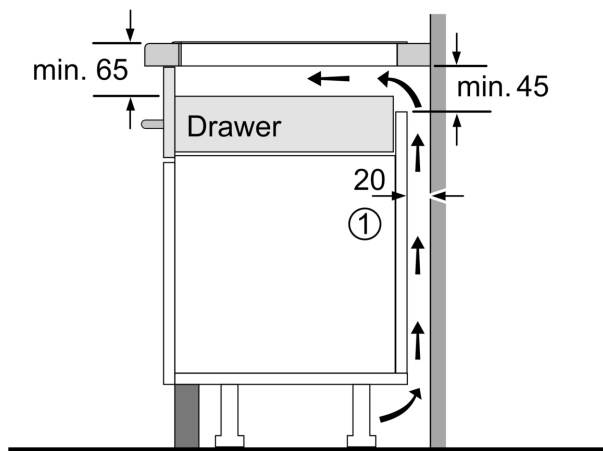


① Ventilation gap must be present

All measurements in mm



Measurements in mm



①
Ventilation gap must
be present.

Measurements in mm