

Series 6, Flex induction cooktop, 60 cm, surface mount without frame PIX631HC1H



Optional accessories

HEZ32WA00 : Wireless food thermometer
HEZ390011 : Stainless Steel roaster with glas lid
HEZ390522 : Griddle Plate
HEZ9FE280 : Iron pan Ø 18 / 28 cm
HEZ9SE030 : Set of 2 pots and 1 pan
HEZ9SE060 : 6 pieces Set

The DirectSelect cooktop with PerfectFry Plus: direct and simple control with temperature sensor technology to prevent burning.

- **FlexInduction:** combines two cooking zones into one large, even heating area for flexible cooking.
- **DirectSelect:** easy selection of cooking zone, power level and additional functions.
- **Power Boost:** up to 35% faster heating compared to highest power level.
- **PerfectFry Plus:** intelligently controls pan temperature for optimal frying and consistent results.
- **Favourite button:** personalise your cooktop with the Home Connect app.

Technical Data

Product name/family : Cooking zone ceramic
Built-in / Free-standing : Built-in
Energy input : Electric
Total number of positions that can be used at the same time : 4
Required niche size for installation (HxWxD) : 51 x 560-560 x 490-500 mm
Width of the appliance : 592 mm
Dimensions (HxWxD) : 51x592x522 mm
Dimensions of the packed product (HxWxD) : 130x750x600 mm
Net weight : 11.6 kg
Gross weight : 13.5 kg
Residual heat indicator : separate
Location of control panel : Front
Basic surface material : Ceramic
Color of surface : Black
Length electrical supply cord : 100 cm
EAN code : 4242005484904
Voltage : 220-240 V
Frequency : 50; 60 Hz



4 242005 484904

Series 6, Flex induction cooktop, 60 cm, surface mount without frame PIX631HC1H

The DirectSelect cooktop with PerfectFry Plus: direct and simple control with temperature sensor technology to prevent burning.

- 60 cm cooktop: space for 4 pots or pans

Flexibility of cooking zones

- FlexInduction Zone: use cookware of any shape or size anywhere within the 40cm long zone.
- Cooking zone front left: 190 mm, 230 mm, 2.2 KW (max. power 3.7 KW)
- Cooking zone rear left: 190 mm, 230 mm, 2.2 KW (max. power 3.7 KW)
- Cooking zone rear right: 145 mm, 1.6 KW (max power 2.2 KW)
- Cooking zone front right: 210 mm, 2.5 KW (max. power 3.7 KW)

Comfort & Convenience

- DirectSelect: effortlessly change the power with the imprinted touch bar.
- Favourite Button: directly access favourite functions with a configurable button (available with connected Home Connect account).
- 17 power levels for each cooking zone: precisely adapt the heat with 17 power levels (9 main levels and 8 intermediate levels).
- Keep warm, selectable via Favourite button/Home Connect App (for appliances connected to Home Connect account): keep dishes warm at preset low power level.
- Switch-off timer: switches off the cooking zone at the end of the time set (e.g. for boiled eggs).
- Count-down-timer (can be chosen instead of switch-off timer): an alarm sounds at the end of the time set (e.g. for pasta).
- Sound volume adaptable to personal preference and needs.

Cooking assistance

- PerfectFry Plus sensor: choose from 11 predefined temperatures in a range from 70°C up to 220°C: prevents scorching with the automatic temperature regulation of the integrated sensor.
- Cooktop Cooking Assistant (only via Home Connect App): easily find the right temperature setting for a certain dish via the Home Connect app.

Time saving & efficiency

- Power Boost for all zones : boil water faster with up to 50% more power than at the highest standard level.
- Pan Boost, selectable via Favourite button/Home Connect App (for appliances connected to Home Connect account): heat up pans more quickly than at the highest standard level while protecting the pan coating.
- Cooking zones will automatically join and separate based on the shape and size of the cookware placed.
- Automatic Setting Transfer: when moving a pot to a different cooking zone, transfer all previous settings to the new zone at the touch of a button.
- Automatic zone selection: when switched on, the cooktop automatically selects the cooking zone on which a new cookware is placed.
- When moving a pot on the Flex zone, the settings adjust instantly and the cooking zone adapts to the size of the cookware
- QuickStart: Quick and automatic first pot detection: when switching on, the cooktop automatically selects the cooking zone with cookware on it.
- ReStart - Quickly reinstates previous settings: in case of unintentional switch-off, restore all previous settings by switching on the cooktop again within 4 seconds.

Connectivity

- Remote Monitoring and Control: check if the cooktop is switched off even when not at home, and find recipes or additional functions in the Home Connect app.
- Cook2Hood control (with matching rangehood): automatically activates the rangehood when cooking, thanks to the WiFi connection of cooktop and suitable rangehood.
- Smart Rangehood Automatic: rangehood automatically adapts fan speed thanks to cooktop continuously providing cooking data (with matching rangehood and connected Home Connect account).
- Smart home trigger, via Favourite button (available with connected Home Connect account): open up the smart universe from your cooktop (partner service required).
- Updateable appliance (available with connected Home Connect account): easily keep your appliance up to date with the latest software.

Design

- Bevelled front edge

Safety

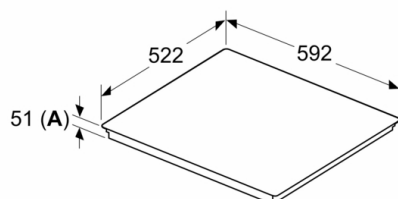
- Digital 2-stage residual heat indicator: indicates which cooking zones are still hot or warm.
- Childproof lock: prevent unintended activation of the cooktop.
- Pause function: pause the heating process (e.g to answer the door).
- Main switch: switch off all cooking zones at the touch of a button.
- Automatic safety switch-off: for safety reasons, heating stops after a preset time without interaction.

Installation

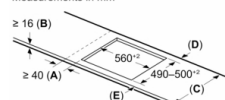
- Dimensions of the product (HxWxD mm): 51 x 592 x 522
- Required niche size for installation (HxWxD mm) : 51 x 560 x (490 - 500)
- Min. worktop thickness: 16 mm
- Connected load: 7.4 KW
- PowerManagement Function: enables the total power of the cooktop to be limited if necessary (for suitability and installation, consult a licensed electrician).
- Power cord: 1 m, Cable included

Series 6, Flex induction cooktop, 60 cm, surface mount without frame PIX631HC1H

Measurements in mm



Measurements in mm



A: Min. distance from the hob cut-out to the wall

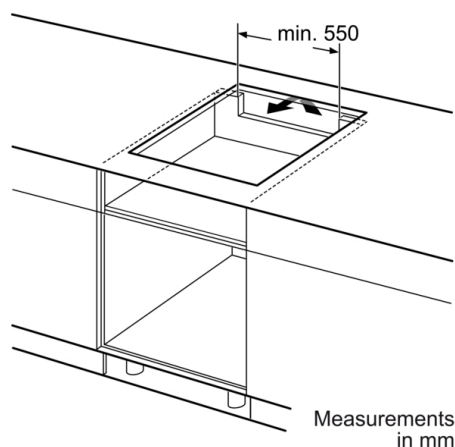
B: The clearance between the surface of the worktop and the top of the front of the oven must be 30 mm

See space requirements for the oven

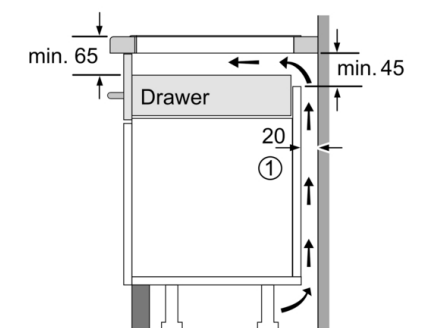
The worktop into which the hob is installed must withstand loads of approx. 60 kg; suitable substructures must be used if required

C	D	E
585-600	50	≥ 35
> 600	≥ 50	≥ 50

A: Recessed depth

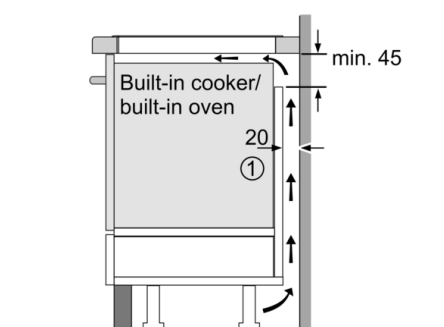


Measurements in mm



① Ventilation gap must be present.

Measurements in mm



① Ventilation gap must be present

All measurements in mm